

Name:

Student Writing Journal

Contents

Title		Description
1	Book Week Theme	Brainstorm ideas for the theme: <i>Dreaming with eyes open</i> .
2	Author Biography	Write a biography or report.
3	Book Review	Explain your opinions on the author's books.
4	Questions for authors	Form and submit questions for authors.
5	A letter to the author	Write a persuasive letter to the author.
6	<i>Author's 3 Words</i>	Language: Vocabulary, word groups & sentences.
7	<i>Author Writing Challenge</i>	Describe the challenge and respond to the writing prompt.
8	Mind Map	Record ideas related to the Author Writing Challenge.
9	Writing Plan	Organise your ideas by planning the structure of the story.
10	Draft Writing	Write the first draft of the story.
11	Comics	Create a set of drawings that show an action sequence.
12	Storyboards	Create images to represent scenes from the story.
13	Front Covers	Design a front cover and a back blurb for a book.
14	Check In - Live Festival	Get Ready! Create a timetable and record predictions.
15	Workshop - Word Chart	Record interesting words from throughout the festival.
16	Workshop - Tips & Tricks	Record notes and ideas from throughout the festival.
17	Writing Reflection	Compare and contrast writing processes and techniques.
18	12 page Book Planner	Plan how to turn your story into a book.
19	Mini Writing Festival Review	Write a review of a workshop or the festival.
20	Student Learning Reflection	Assess the experience of the writing festival.


Educators:

- Pick appropriate activities to use throughout the festival.
- Create your own combination of worksheets for different learning abilities.
- Create your own sequence of activities for before and after the live festival.
- Print multiple copies of the same worksheet for different authors.

CBCA Book Week

Record ideas for this year's theme: *Dreaming with eyes open...*

Use with Activity One from the Author Packs.



Dreaming with
eyes open...




Publish your poster in the digital library or
on the Story Starter Wall.

Author Biography

Write a biography for one of the LittleScribe Authors.
Use with Activity Two from the Author Packs.

Name of author:

List of books:



Writing Style:

Their themes & topics:

Quote:

Facts:

Interesting experience:



Publish your work in the digital library or
on the Story Starter Wall.

Book Review

Write a review of one of the author's books
Use with Activity Three from the Author Packs.

Title:

Author:

Illustrator:

Summary:

Comparisons:

Highlight:

Personal Opinion:

Recommended for:

Rating:



Publish your work in the digital library or
on the Story Starter Wall.

littlescribe!
Bringing purpose to writing

Questions for the authors

Record questions for the authors.
Use with Activity Four from the Author Packs.

Author Name:

- 1.
- 2.
- 3.
- 4.

Author Name:

- 1.
- 2.
- 3.
- 4.

Author Name:

- 1.
- 2.
- 3.
- 4.

Author Name:

- 1.
- 2.
- 3.
- 4.

Author Name:

- 1.
- 2.
- 3.
- 4.



Submit your questions to the author using
the google form link.

A letter to the author...

Write a letter to the author.

Use with Activity Five from the Author Packs.

Date:

To _____ ,



**Publish your letter in the digital library or
on the Story Starter Wall.**

littlescribe!
Bringing purpose to writing

Author's 3 Words

Record the author's words, add synonyms and antonyms.

Use with Activity Six from the Author Packs.

	Word 1:	Word 2:	Word 3:
Draw Pictures			
Record Synonyms			
Record Antonyms			
Write Aliiterative Sentences			
Record Related Similes			
Record Related Metaphors			
Write a descriptive passage.			




Use the words in the Live Workshop to compare answers with students from around Australia.

Author Writing Challenge

Describe the author's challenge and record your ideas.

Use with Activity Seven from the Author Packs.

Record the author challenge.



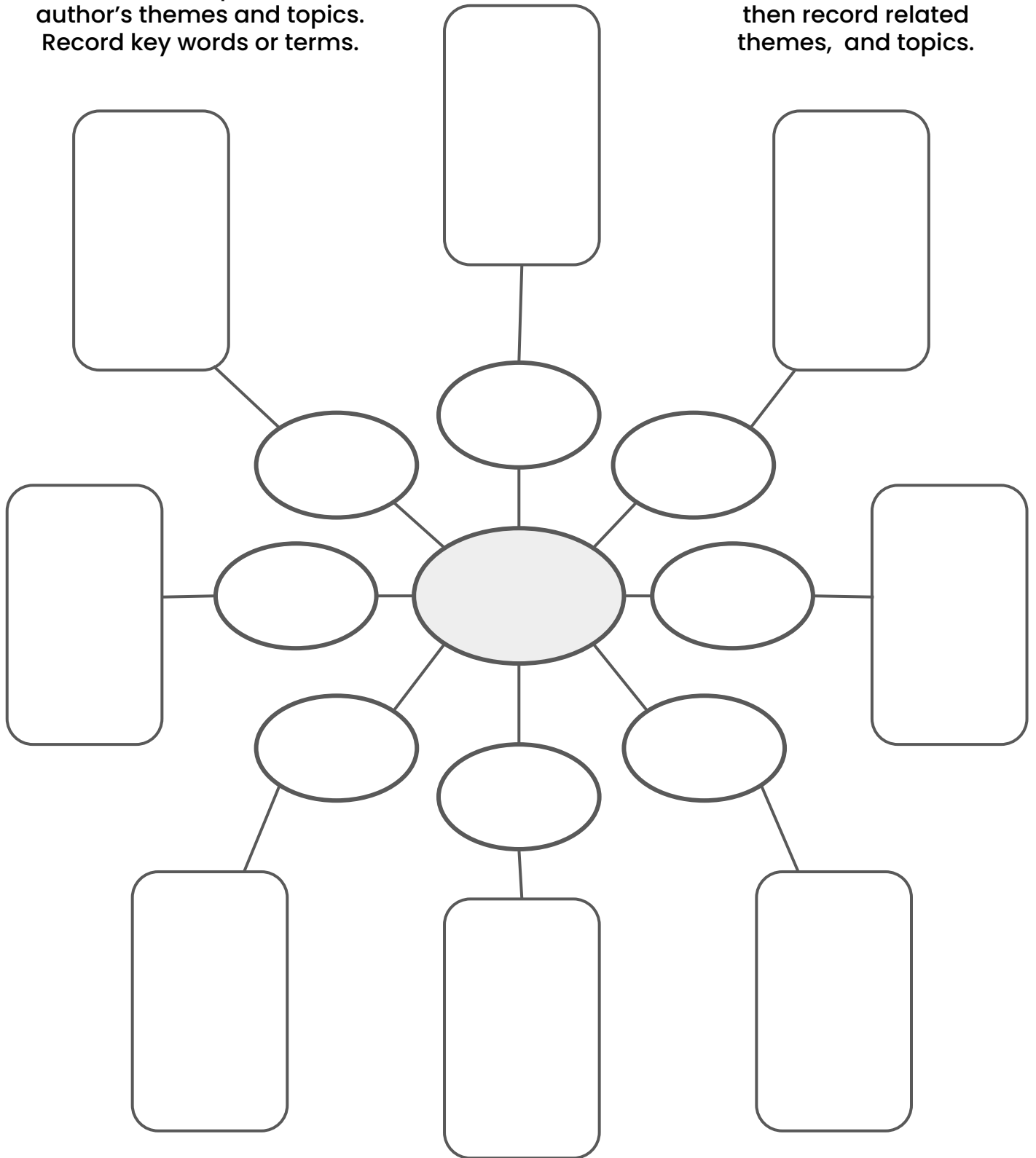
Mind Map

Record ideas for writing.

Use with Activity Seven from the Author Packs.

Create a mind map based on the author's themes and topics. Record key words or terms.

Start with the main idea, then record related themes, and topics.



Add to the mind map throughout the festival as you collect more ideas.



Writing Plan

Record your ideas.

Use with Activity Seven from the Author Packs.

Title

Orientation

Setting


Characters

Sequence

Complication

Resolution

Ending



Reword, review and revise the writing plan as new ideas are discovered.

Draft Writing

Start the first draft of your story.


Use with Activity Seven from the Author Packs.



This version of writing is not perfect, it can be messy, scribbly, reworded and sketched.

Comics

Draw an action sequence from your story.
Use with Activity Seven from the Author Packs.

A 2x2 grid of four empty rectangular boxes, each intended for drawing a panel of a comic strip. The boxes are arranged in two rows and two columns, with a small gap between them.

Think about the consequences of each action and how one thing leads to another.


Storyboards

Describe and draw scenes from your story.
Use with Activity Seven from the Author Packs.


















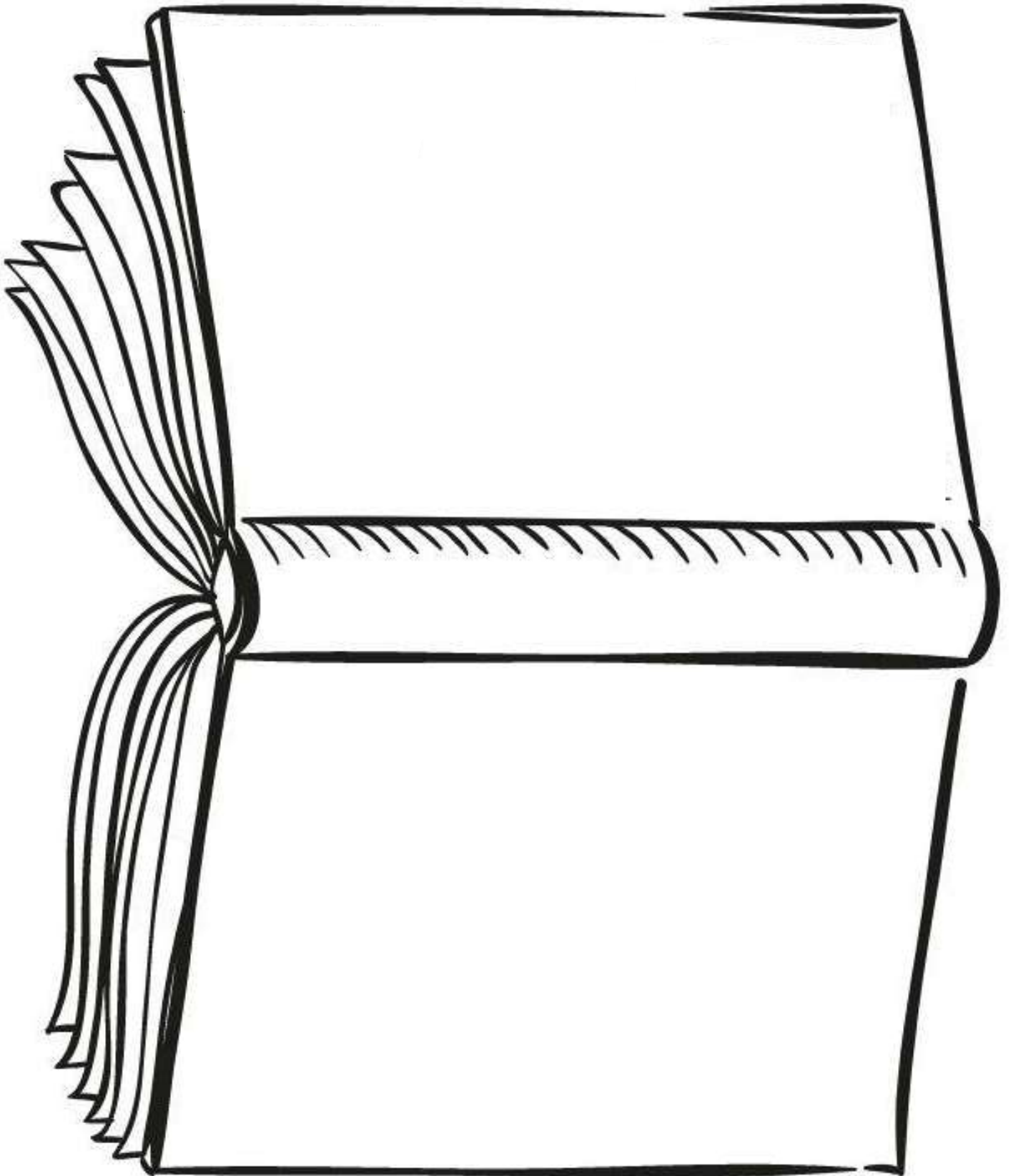




Book Front & Back Covers

Create a title and a back blurb, images and page designs.

Use with Activity Eight from the Author Packs.



Live Workshop

Timetable & Predictions

Create a timetable for the festival.
Fill in the author names and add other details.

Festival Timetable

Time:	Author:	3 Words:	Theme:	Author Writing Challenge:

Record your predictions for the festival.

-
-
-
-
-
-




Remember all you need to bring to the festival is...

Live Workshop: Word Chart

Record interesting words used throughout Live Workshops.


Use with Activity Nine from the Author Packs.



Live Workshop: Tips & Tricks

Record notes on the author's writing process and techniques.

Use with Activity Nine from the Author Packs.

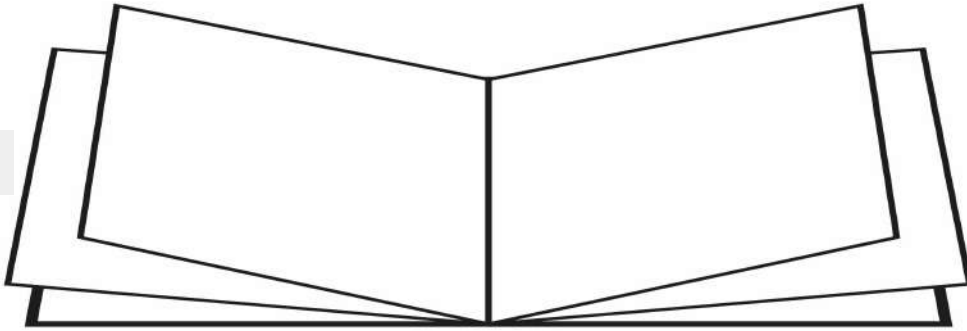


12 Page Book - Planner

Plan the 12 pages of your book.

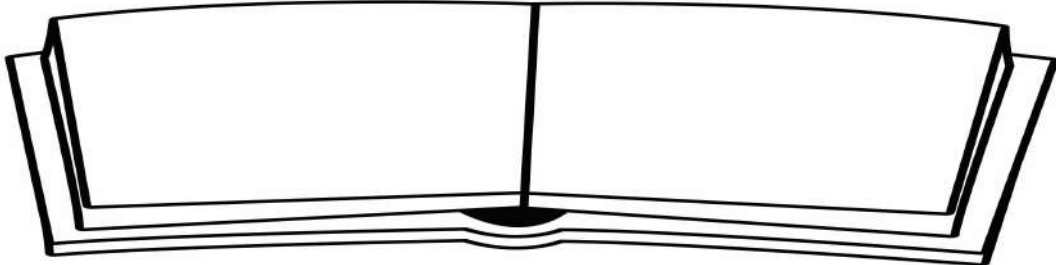
Use with Activity Ten from the Author Packs.

Front Cover



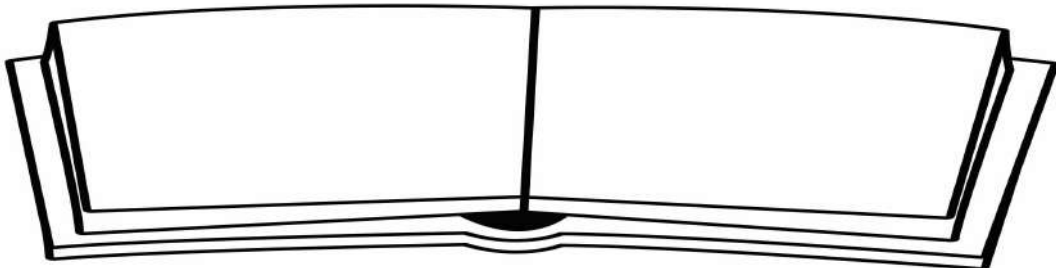
Back Cover

Page 3



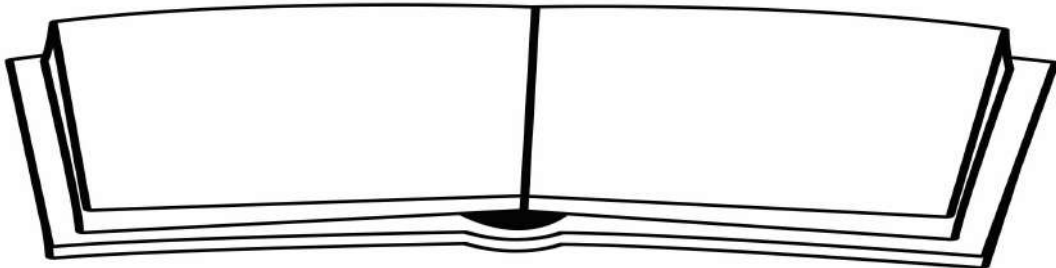
Page 4

Page 5



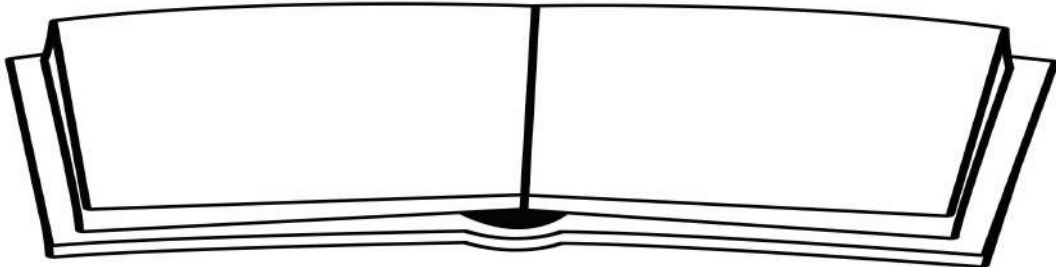
Page 6

Page 7



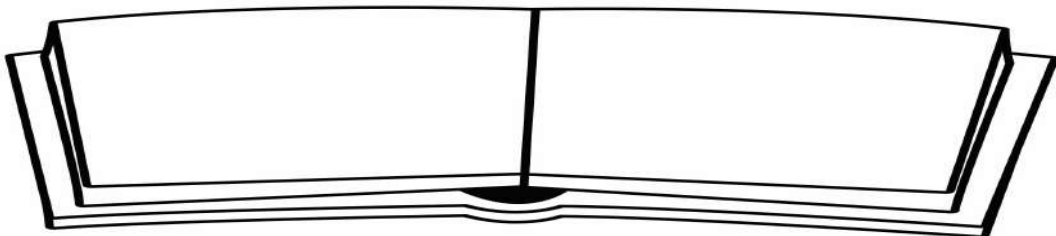
Page 8

Page 9



Page 10

Page 11



Page 12

Mini-Writing Festival Review

What did you think of the festival?

Use with the post-workshop resources.

Title:

Describe the events:

The most important thing:

The best bits:

Rating:



Student Self Assessment

Example student learning outcomes.
Use with the post-workshop resources.

Name:

Throughout the program:

Disagree

Agree

Strongly
Agree

Record Response

I have contributed to group and class discussions.

I have shown an interest in the topics.

I have created a first draft for a piece of writing.

I have revised, edited and published my writing.

I have demonstrated an understanding of writing for different purposes.

I have created writing and illustrations for my own book.

I have shared my ideas and work for feedback.

I have thought about what I have learnt and what I need to continue to learn.

Learning Reflection:

What did I do really well?

What do I need to continue to work on?

What was the best part of creating the book?

Comments

Student Self Assessment

Record selected student learning outcomes.

Use with the post-workshop resources.

Name:

Throughout the program:

Disagree

Agree

Strongly
Agree

Record Response

Learning Reflection:

Comments