






Part 1 – All About the Authors

Designed to explore this year's book week theme: *Dreaming with eyes open...* Students will discover 20+ authors, read their biographies, write book reviews, form questions and write persuasive letters to the authors.

Includes:

- Teaching Slides
- Student Worksheet Pack
- Printable and Digital access





-  **20+ on-demand author writing workshops.**
-  20+ author biographies and book review activities.
-  Write letters and/or send questions to authors.
-  40+ author vocab and writing challenges. Great lesson starters!
-  Explore Book Week theme '*Dreaming with eyes open...*'

Part 2 – Persuade, Promote, Publish

Celebrate Book Week with prompts to create resources and materials to promote books and authors in class and throughout the school. Activities include persuasive marketing material, and other prompts for writing that can be published and shared digitally or in print form.

Includes:

- Student Activities
- Printable and Digital access
- Story Starter Wall/ Digital Library

-  **Students promote and celebrate Book Week in your school.**
-  A series of persuasive writing activities.
-  Activities designed to spark enthusiasm to become an author.
-  Includes differentiation and connections to the curriculum.



Part 3 – Comprehension and Visual Literacy

Delve into the Festival workshops using visual prompts, videos, and notes to highlight specific content. Students can review their work and incorporate new or revised techniques in their writing process.

It also includes comprehension questions based on pages from author's books.

Includes:

- Teaching Slides
- Micro Videos
- Printable and Digital access

-  30+ micro-videos released in Term 3.
-  These short clips **highlight the 'teaching gold' from the author workshops and act as stand-alone lesson prompts.**





Part 4 – Book Creation Guide and Videos

Resources and templates to guide book creation from initial ideas, to first drafts, editing, and publication.

Explore book design, page layout, book conventions, how to create collaborative or individual student books, and publishing. Covers persuasive, informative, and imaginative writing styles.

Includes:

- Book Creation Guides
- Templates and worksheets
- Videos

-  7-part video series offering simple steps to successful book creation (featuring James Foley, author and illustrator).
-  Comprehensive Book Creation Guide with teaching slides
-  **Free LittleScribe 'Create' tool to publish student work digitally.**
-  Option to publish work in printed form – cards, calendars, individual and collaborative books.